



Louann Original Design Lazy Sofa Brand

Melt Stress, Sleep Better, Live Joyfully.



@louanntatami



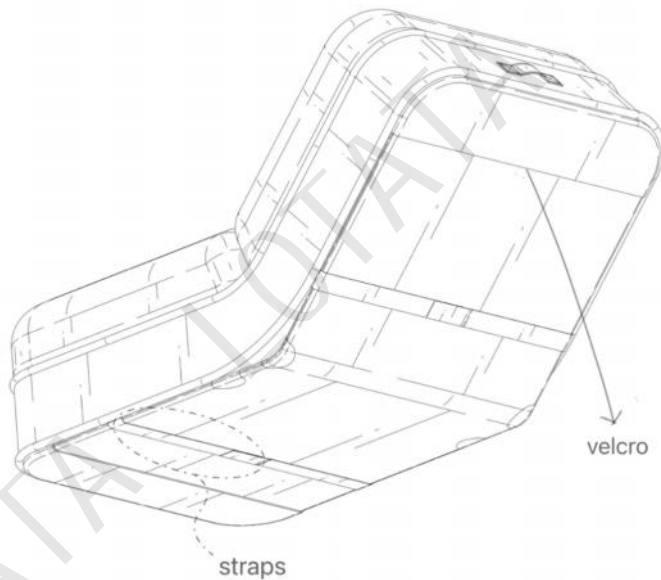
+1(415)340-9785
www.louanntatami.com
info@louanntatami.com



Installation and Adjustment

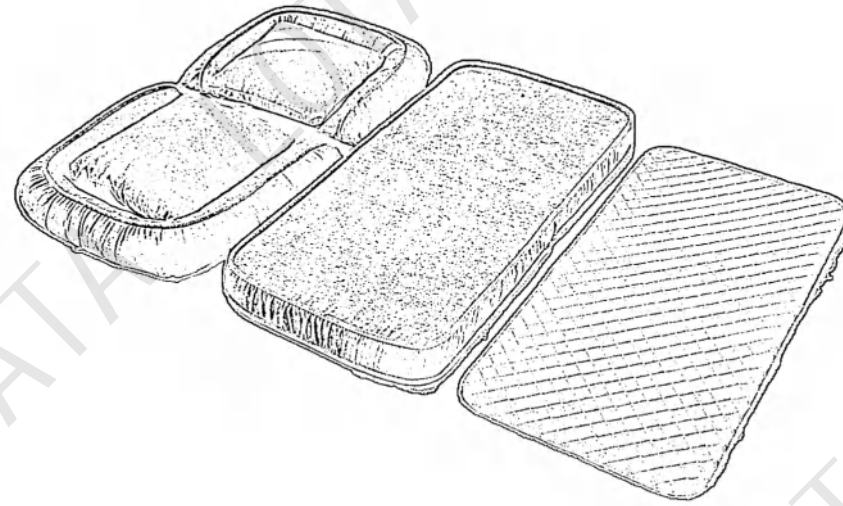
Unboxing:

- Carefully cut open the vacuum bag with scissors, avoiding the use of sharp tools to prevent damaging the sofa's surface.
- Remove the sofa and check that all parts are included, including the sofa body, two pillows, support frame, and spare parts.



Adjustment:

- When the sofa is laid flat, gently lift the sofa backrest. When you hear a slight click from the hinge, it means the gear has been adjusted successfully and is now fixed. You can continue to slowly lift the backrest until you reach the most comfortable gear.
- Fold the backrest forward as far as it will go and then quickly release it backwards. The sofa will lie completely flat and become a comfortable bed.

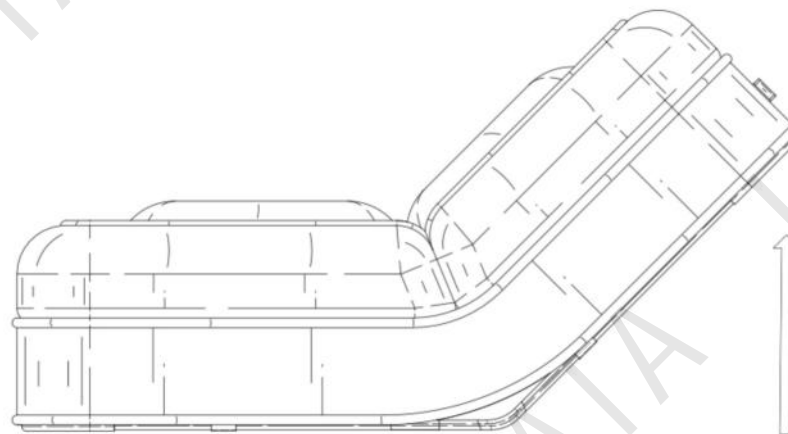


Installation:

- Insert the frame into the reserved slots at the back of the sofa body, ensuring it fits snugly with the sofa. Then secure it completely using the Velcro and straps.
- Vigorously pat the sofa and shake it in all directions. Then, let the sofa sit for 24 hours to fully restore its fluffiness.

Installation Video:

<https://www.youtube.com/@Louanntatami>



Usage and Maintenance

Due to the compression packaging of the product, creases may occur, which is a normal phenomenon. The creases will gradually disappear over time.

- **Daily Cleaning:** Use a vacuum cleaner to regularly clean surface dust. If there are stains on the sofa surface, gently wipe them with a damp cloth, using a moderate amount of neutral detergent if necessary. Avoid using bleach and alcohol-based cleaners.
- **Deep Cleaning:** The sofa's fabric covers are removable and washable. Machine washing is possible, but long-term machine washing may affect the fabric. We recommend hand washing or dry cleaning.
- Avoid prolonged exposure to direct sunlight to prevent fabric fading.
- Don't sit on the ends of the sofa and rock it when it is not flat, as this will accelerate the wear of the hinges.
- Properly store the spare parts included in the package. If the sofa's gear adjustment mechanism has issues, it can be easily repaired by replacing the parts.

Warranty and After-Sales Service

- This product comes with a one-year warranty from the date of purchase, covering defects in materials and workmanship.
- If you encounter any issues, please contact our customer service center, and we will be happy to assist you. **Email: info@louanntatami.com**